

ok

STELLANT SECURITIES (INDIA) LIMITED

(formerly known as SELLAIDS PUBLICATIONS (INDIA) LIMITED)

CIN No.: L67190MH1991PLC064425

Regd.Off.: Kamer Bldg., 31,
5th Floor, Cawasji Patel Street,
Above Akbarally Furniture, Fort,
Mumbai - 400 001.
Ph.No.: 022-2202 1824
E-mail Id: sellaidspublication@yahoo.in

To,

The Stock Exchange,

07/07/14

Mumbai


Dear Sir,

Sub:- Shareholding pattern for the quarter ended 30th June 2014

Company Name :- Stellant Securities (India) Limited (Code-526071)

Please find enclosed herewith Shareholding Pattern for the quarter
ended 30th June 2014.

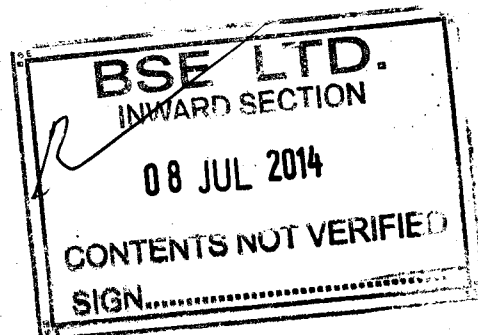
For Stellant Securities (India) Ltd.



Director

(Mangala Rathod)

Din no: 02170580



(1)(a) Statement showing ShareHolding Pattern

Name of the Company : Stellant Securities (India) Ltd.

Quarter Ended : 30-06-2014


Scrip Code : 526071

Partly paid-up Shares	No.of Partly paid-up Shares	As a % of total No. of Partly paid-up Shares	As a % of Total no. of Shares of the Company
Held by Promoters/ Promoters Group	0		
Held by Public	0		
TOTAL - D	0		

Outstanding Conv. Securities	No.of Outstanding Securities	As a % of Total no.of O/S Conv.Securities	As a % of Total no.of shares of the Co., assuming full conv.
Held by Promoters/ Promoters Group	0		
Held by Public	0		
TOTAL - E	0		

Warrants :	No.of Warrants	As a % of Total no.of Warrants	As a % of Total no.of shares of the Co., assuming full conv.
Held by Promoters/ Promoters Group	0		
Held by Public	0		
TOTAL - F	0		

Total paid-up Capital of the Company assum- ing full conv. Of warrants & securities	3702401
---	---------



Statement Showing Shareholding Pattern - Table (I)(a)

Stellant Securities (India) Ltd.

Scrip Code : 526071

Quarter Ended : 30-06-2014

Category code	Category of Shareholder	Number of Shareholders	Total number of shares	Number of shares held in dematerialized form	Total shareholding as a percentage of total number of shares		Shares pledged or otherwise encumbered	
					As a percentage of(A+B) ¹	As a percentage of (A+B+C)	Number of shares	As a % of Total No. of Shares
(A)	Shareholding of Promoter and Promoter Group ²							
1	Indian							
a	Individual/Huf	2	1811136	1811136	48.918	48.918	0	0.000
b	Central/State Gov	0	0	0	0.000	0.000	0	0.000
c	Bodies Corporates	0	0	0	0.000	0.000	0	0.000
d	Fins / Banks	0	0	0	0.000	0.000	0	0.000
e	Any Other specify	0	0	0	0.000	0.000	0	0.000
e-1		0	0	0	0.000	0.000	0	0.000
e-2		0	0	0	0.000	0.000	0	0.000
	Sub Total(A)(1)	2	1811136	1811136	48.918	48.918	0	0.000
2	Foreign							
a	Indv NRI/For Ind	0	0	0	0.000	0.000	0	0.000
b	Bodies Corporate	0	0	0	0.000	0.000	0	0.000
c	Institutions	0	0	0	0.000	0.000	0	0.000
d	Qualified For.Inv.	0	0	0	0.000	0.000	0	0.000
e	Any Other Specify	0	0	0	0.000	0.000	0	0.000
e-1		0	0	0	0.000	0.000	0	0.000
e-2		0	0	0	0.000	0.000	0	0.000
	Sub Total(A)(2)	0	0	0	0.000	0.000	0	0.000
	Total Shareholding of Promoter and Promoter Group Total (A)= (A)(1)+(A)(2)	2	1811136	1811136	48.918	48.918	0	0.000
(B)	Public shareholding							
1	Institutions							
a	Mutual Funds	0	0	0	0.000	0.000		
b	Fins / Banks	4	99989	91389	2.701	2.701		
c	Central/State Govt	0	0	0	0.000	0.000		
d	Venture Cap Fund	0	0	0	0.000	0.000		
e	Insurance Comp(s)	0	0	0	0.000	0.000		
f	Foreign Ins Invest	0	0	0	0.000	0.000		
g	Foreign Ven Cap In	0	0	0	0.000	0.000		
h	Qualified For.Inv.	0	0	0	0.000	0.000		
i	Any Other -Specify	0	0	0	0.000	0.000		
i-1		0	0	0	0.000	0.000		
i-2		0	0	0	0.000	0.000		
	Sub-Total (B)(1)	4	99989	91389	2.701	2.701		
B 2	Non-institutions							
a	Bodies Corporates	41	151607	85507	4.095	4.095		
b	Individuals							
	i) upto Rs 1-Lac	707	306474	169604	8.278	8.278		
	ii) above Rs1-Lac	17	1010629	555415	27.297	27.297		
c	Qualified For.Inv.	0	0	0	0.000	0.000		
d	Any Other -Clr-Mem	0	0	0	0.000	0.000		
d-1		0	0	0	0.000	0.000		
d-2		0	0	0	0.000	0.000		
	-OCB	0	0	0	0.000	0.000		



Statement Showing Shareholding Pattern - Table (I)(a)

Stellant Securities (India) Ltd.

Scrip Code : 526071

Quarter Ended : 30-06-2014

Category code	Category of Shareholder	Number of Shareholders	Total number of shares	Number of shares held in dematerialized form	Total shareholding as a percentage of total number of shares		Shares pledged or otherwise encumbered	
					As a percentage of (A+B) ¹	As a percentage of (A+B+C)	Number of shares	As a % of Total No. of Shares
	-NRI	4	322566	242035	8.712	8.712		
	Sub-Total (B)(2)	769	1791276	1052561	48.381	48.381		
(B)	Total (B)= (B)(1)+(B)(2)	773	1891265	1143950	51.082	51.082		
	TOTAL (A)+(B)	775	3702401	2955086		100.000	0	0.000
(C)	Held by Custodians against Depository Receipts							
	PROMOTER & PRO GRP	0	0	0		0.000		
	PUBLIC	0	0	0		0.000		
	GRAND TOTAL (A)+(B)+(C)	775	3702401	2955086		100.000	0	0.000




(1)(b) Statement showing holding of securities (including shares, warrants, convertible securities) of persons belonging to the category "Promoter and Promoter Group"

Sr. No.	Ref. No	Name of the shareholder	Total Shares held		Shares pledged or otherwise encumbered				Details of warrant		Details of convertible securities		Total shares (including underlying shares assuming full conversion of warrant and convertible securities) as a % of diluted share capital
			Number	As a % of grand total (A)+(B)+(C)	Number	% of Total shares held	As a % of grand total (A)+(B)+(C)	Number of warrants held	As a % of total No of warrants of the same class	Number of convertible securities held	As a % of total No of convertible securities of the same class		
1	00199467	SUBHASH P RATHOD	908281	24.532	0	0.000	0.000	0	0.000	0	0.000	24.532	
2	10160854	MANGLA SUBHASH RATHOD	902855	24.386	0	0.000	0.000	0	0.000	0	0.000	24.386	
		Total Promoter & Promoter Group	1811136	48.918	0	0.000	0.000	0	0.000	0	0.000	48.918	



(1)(c)	Statement showing holding of securities (including shares, warrants, convertible securities) of persons belonging to the category	"Public" and holding more than 1% of the total number of shares							
Sr. No.	Ref-Num	Name of the shareholder	Number of shares	Shares as a percentage of total number of shares i.e., Grand Total (A)+(B)+(C) indicated in Statement at para (1)(a) above)	Details of warrant		Details of convertible securities		Total shares (including underlying shares assuming full conversion of warrant and convertible securities) as a % of diluted share capital
					Number of warrants held	As a % of total No of warrants of the same class	Number of convertible securities held	As a % of total No of convertible securities of the same class	
1	CEXPS1012P	BABY VIJAY SHARMA	50587	1.366	0	0.000	0	0.000	1.366
2	000029	BHARAT PRAPALE	147000	3.970	0	0.000	0	0.000	3.970
3	BHMPS6673K	GANPAT SINGHVI	53571	1.447	0	0.000	0	0.000	1.447
4	AAERJ7739F	HARSHA HITESH JAVERI	118500	3.201	0	0.000	0	0.000	3.201
5	AABPJ4691H	HITESH RAMJI JAVERI	65000	1.756	0	0.000	0	0.000	1.756
6	ANHPRM8079M	KAILASH KUMAR MANWANI	178571	4.823	0	0.000	0	0.000	4.823
7	000031	LALIT AREKAR	140000	3.781	0	0.000	0	0.000	3.781
8	ABHPP8821A	RENU PALIWAL	50001	1.351	0	0.000	0	0.000	1.351
9	000034	SHEKHAR DESAI	132500	3.579	0	0.000	0	0.000	3.579
10	AJIPD4083F	SHEKHAR SHIVAJI DESAI	103312	2.790	0	0.000	0	0.000	2.790
11	AAACS8577K	STATE BANK OF INDIA	61389	1.658	0	0.000	0	0.000	1.658
12	000059	TAHER SUTERWALA	80531	2.175	0	0.000	0	0.000	2.175
		Total	1180962	31.897	0	0.000	0	0.000	31.897



(D)(d) Statement showing details of locked-in shares

Sr. No.	Ref- Num	Name of the shareholder	Number of locked-in shares	Locked-in shares as a percentage of total number of shares f.e., Grand Total (A)+(B)+(C) indicated in Statement at para (D)(a) above}	Promoter/Promoter Group/Public
		Total Locked in Shares	0	0.000	



(II)(a) Statement showing details of Depository Receipts (DRs)

Sr. No.	Ref-Num	Name of theHolder	Type of outstanding DR (ADRs, GDRs, SDRs, etc.)	Number of outstanding DRs	Number of shares underlying outstanding DRs	Shares underlying outstanding DRs as a percentage of total number of shares i.e., Grand Total (A)+(B)+(C) indicated in Statement at para (I)(a) above}



(II)(b) Statement showing Holding of Depository Receipts (DRs), where underlying shares held by Promoter/Promoter Group are in excess of 1% of the total number of shares.

Sr. No.	Ref-Num	Name of the DR Holder	Type of outstanding DR (ADRs, GDRs, SDRs, etc.)	Number of outstanding DRs	Number of shares underlying outstanding DRs	Shares underlying outstanding DRs as a percentage of total number of shares {i.e., Grand Total (A)+(B)+(C) indicated in Statement at para D(a) above}

