

STELLANT SECURITIES (INDIA) LIMITED

(formerly known as SELLAIDS PUBLICATIONS (INDIA) LIMITED)

Regd.Off.: Kamer Bldg., 31,
5th Floor, Cawasji Patel Street,
Above Akbarally Furniture, Fort,
Mumbai - 400 001.
Ph.No.: 022-2202 1824
E-mail Id: sellaidspublication@yahoo.in

To,

The Stock Exchange

Mumbai

18/01/2013

Dear Sir,

Sub:- Share holding pattern as on 31st December 2012

Ref No. :- Stellant Securities.(India) Ltd. (526071)

Please find enclosed herewith shareholding pattern as on 31st December 2012.

For Stellant Securities (India.) Limited


Authorized Signatory



(1)(a) Statement showing ShareHolding Pattern

Name of the Company : Stellant Securities (India) Ltd.

Quarter Ended : 31-12-2012

Scrp Code : 526071

| Partly paid-up Shares | No. of Partly paid-up Shares | As a % of total No. of Partly paid-up Shares | As a % of Total no. of Shares of the Company |
|---|------------------------------|--|---|
| Held by Promoters/ Promoters Group | 0 | | |
| Held by Public | 0 | | |
| TOTAL - D | 0 | | |
| Outstanding Conv. Securities | | | |
| Held by Promoters/ Promoters Group | 0 | As a % of Total no. of O/S Conv. Securities | As a % of Total no. of shares of the Co., assuming full conv. |
| Held by Public | 0 | | |
| TOTAL - E | 0 | | |
| Warrants : | | | |
| Held by Promoters/ Promoters Group | 0 | No. of Warrants | As a % of Total no. of Shares of the Co., assuming full conv. |
| Held by Public | 0 | | |
| TOTAL - F | 0 | | |
| Total paid-up Capital of the Company assum- ing full conv. Of warrants & securities | | 3702401 | |




Statement Showing Shareholding Pattern - Table (I)(a)

Stellant Securities (India) Ltd.

Scrip Code : 526071

Quarter Ended : 31-12-2012

| Category code | Category of Shareholder | Number of Shareholders | Total number of shares | Number of shares held in dematerialized form | Total shareholding as a percentage of total number of shares | | Number of shares | Shares pledged or otherwise encumbered | As a % of Total No. of Shares |
|---------------|--|------------------------|------------------------|--|--|----------------------------|------------------|--|-------------------------------|
| | | | | | As a percentage of (A+B) ¹ | As a percentage of (A+B+C) | | | |
| (A) | Shareholding of Promoter and Promoter Group ² | | | | | | | | |
| 1 | Indian | | | | | | | | |
| a | Individual Huf | 2 | 1661136 | 1661136 | 44.866 | 44.866 | 0 | 0.000 | |
| b | Central/State Gov | 0 | 0 | 0 | 0.000 | 0.000 | 0 | 0.000 | |
| c | Bodies Corporate | 0 | 0 | 0 | 0.000 | 0.000 | 0 | 0.000 | |
| d | Fins / Banks | 0 | 0 | 0 | 0.000 | 0.000 | 0 | 0.000 | |
| e | Any Other specify | 0 | 0 | 0 | 0.000 | 0.000 | 0 | 0.000 | |
| e-1 | | 0 | 0 | 0 | 0.000 | 0.000 | 0 | 0.000 | |
| e-2 | | 0 | 0 | 0 | 0.000 | 0.000 | 0 | 0.000 | |
| | Sub Total (A)(1) | 2 | 1661136 | 1661136 | 44.866 | 44.866 | 0 | 0.000 | |
| 2 | Foreign | | | | | | | | |
| a | Indy NRI/For Ind | 0 | 0 | 0 | 0.000 | 0.000 | 0 | 0.000 | |
| b | Bodies Corporate | 0 | 0 | 0 | 0.000 | 0.000 | 0 | 0.000 | |
| c | Institutions | 0 | 0 | 0 | 0.000 | 0.000 | 0 | 0.000 | |
| d | Qualified For Inv. | 0 | 0 | 0 | 0.000 | 0.000 | 0 | 0.000 | |
| e | Any Other Specify | 0 | 0 | 0 | 0.000 | 0.000 | 0 | 0.000 | |
| e-1 | | 0 | 0 | 0 | 0.000 | 0.000 | 0 | 0.000 | |
| e-2 | | 0 | 0 | 0 | 0.000 | 0.000 | 0 | 0.000 | |
| | Sub Total (A)(2) | 0 | 0 | 0 | 0.000 | 0.000 | 0 | 0.000 | |
| | Total Shareholding of Promoter and Promoter Group Total (A)= (A)(1)+(A)(2) | 2 | 1661136 | 1661136 | 44.866 | 44.866 | 0 | 0.000 | |
| (B) | Public shareholding | | | | | | | | |
| 1 | Institutions | | | | | | | | |
| a | Mutual Funds | 0 | 0 | 0 | 0.000 | 0.000 | | | |
| b | Fins / Banks | 4 | 99989 | 91389 | 2.701 | 2.701 | | | |
| c | Central/State Govt | 0 | 0 | 0 | 0.000 | 0.000 | | | |
| d | Venture Cap Fund | 0 | 0 | 0 | 0.000 | 0.000 | | | |
| e | Insurance Comp(s) | 0 | 0 | 0 | 0.000 | 0.000 | | | |
| f | Foreign Ins Invest | 0 | 0 | 0 | 0.000 | 0.000 | | | |
| g | Foreign Ven Cap In | 0 | 0 | 0 | 0.000 | 0.000 | | | |




Statement Showing Shareholding Pattern - Table (I)(a)

Stellant Securities (India) Ltd.

Scrp Code : 526071


Quarter Ended : 31-12-2012

| Category code | Category of Shareholder | Number of Shareholders | Total number of shares | Number of shares held in dematerialized form | Total shareholding as a percentage of total number of shares | | Number of Shares pledged or otherwise encumbered | As a % of Total No. of Shares |
|---------------|--|------------------------|------------------------|--|--|----------------------------|--|-------------------------------|
| | | | | | As a percentage of(A+B) ¹ | As a percentage of (A+B+C) | | |
| h | Qualified For Inv. | 0 | 0 | 0 | 0.000 | 0.000 | | |
| i | Any Other -Specify | 0 | 0 | 0 | 0.000 | 0.000 | | |
| i-1 | | 0 | 0 | 0 | 0.000 | 0.000 | | |
| i-2 | | 0 | 0 | 0 | 0.000 | 0.000 | | |
| | Sub-Total (B)(1) | 4 | 99989 | 91389 | 2.701 | 2.701 | | |
| B 2 | Non-institutions | | | | | | | |
| a | Bodies Corporates | 37 | 240912 | 174812 | 6.507 | 6.507 | | |
| b | Individuals | 709 | 315748 | 178778 | 8.528 | 8.528 | | |
| | (i) upto Rs 1-Lac | 16 | 1062050 | 456836 | 28.685 | 28.685 | | |
| | (ii) above Rs1-Lac | 0 | 0 | 0 | 0.000 | 0.000 | | |
| c | Qualified For Inv. | 0 | 0 | 0 | 0.000 | 0.000 | | |
| d | Any Other -Ct-Mem | 0 | 0 | 0 | 0.000 | 0.000 | | |
| d-1 | | 0 | 0 | 0 | 0.000 | 0.000 | | |
| d-2 | | 0 | 0 | 0 | 0.000 | 0.000 | | |
| | -OCB | 0 | 0 | 0 | 0.000 | 0.000 | | |
| | -NRI | 4 | 322566 | 188464 | 8.712 | 8.712 | | |
| | Sub-Total (B)(2) | 766 | 1941276 | 998890 | 52.433 | 52.433 | | |
| (B) | Total (B)=(B)(1)+(B)(2) | 770 | 2041265 | 1090279 | 55.134 | 55.134 | | |
| | TOTAL (A)+(B) | 772 | 3702401 | 2751415 | | 100.000 | 0 | 0.000 |
| (C) | Held by Custodians against Depository Receipts | | | | | | | |
| | PROMOTER & PRO GRP | 0 | 0 | 0 | | 0.000 | | |
| | PUBLIC | 0 | 0 | 0 | | 0.000 | | |
| | GRAND TOTAL (A)+(B)+(C) | 772 | 3702401 | 2751415 | | 100.000 | 0 | 0.000 |



(I)(b) Statement showing holding of securities (including shares, warrants, convertible securities) of persons belonging to the category "Promoter and Promoter Group"

| Sr. No. | Ref. No | Name of the shareholder | Total Shares held | | Shares pledged or otherwise encumbered | | | Details of warrant | | | Details of convertible securities | | Total (including shares & warrants convertible securities of diluted capital) | |
|---------|----------|---------------------------------|-------------------|-----------------------------------|--|------------------------|-----------------------------------|-------------------------|--|---------------------------------------|--|---|---|--|
| | | | Number | As a % of grand total (A)+(B)+(C) | Number | % of Total shares held | As a % of grand total (A)+(B)+(C) | Number of warrants held | As a % of total No of warrants of the same class | Number of convertible securities held | As a % of total No of convertible securities of the same class | | | |
| 1 | 00199467 | SUBHASH P RATHOD | 778281 | 21.021 | 0 | 0.000 | 0.000 | 0 | 0.000 | 0 | 0.000 | 0 | 0.000 | |
| 2 | 10160854 | MANGLA SUBHASH RATHOD | 882855 | 23.845 | 0 | 0.000 | 0.000 | 0 | 0.000 | 0 | 0.000 | 0 | 0.000 | |
| | | Total Promoter & Promoter Group | 1661136 | 44.866 | 0 | 0.000 | 0.000 | 0 | 0.000 | 0 | 0.000 | 0 | 0.000 | |



(II)(a) Statement showing details of Depository Receipts (DRs)

| Sr. No. | Ref-Num | Name of theHolder | Type of outstanding DR (ADRs, GDRs, SDRs, etc.) | Number of outstanding DRs | Number of shares underlying outstanding DRs | Shares underlying outstanding DRs as a percentage of total number of shares {i.e., Grand Total (A)+(B)+(C) indicated in Statement at para (I)(a) above} |
|---------|---------|-------------------|---|---------------------------|---|---|
| | | | | | | |



(II)(b) Statement showing Holding of Depository Receipts (DRs), where underlying shares held by Promoter/Promoter Group are in excess of 1% of the total number of shares

| Sr. No. | Ref-Num | Name of the DR Holder | Type of outstanding DR (ADRs, GDRs, SDRs, etc.) | Number of outstanding DRs | Number of shares underlying outstanding DRs | Shares underlying outstanding DRs as a percentage of total number of shares {i.e., Grand Total (A)+(B)+(C) indicated in Statement at para (I)(a) above} |
|---------|---------|-----------------------|---|---------------------------|---|---|
| | | | | | | |

